



Dianna Spieker
Tom Green County Treasurer

FY 2022 Investment Quarterly Report
Ending September 2022

THE STATE OF TEXAS ()
COUNTY OF TOM GREEN ()
AFFIDAVIT ()

According to GC 2256.023, I, Dianna M Spieker, Tom Green County Treasurer and Investment Officer, do hereby submit The Quarterly Investment Report. The Treasurer's Books and the Auditor's General Ledger agree. The Investment Statements are reconciled monthly.

All investments comply with the Public Funds Investment Act and the Tom Green County Investment Policy. The investment strategy is passive, which maintains a liquid cash flow and the safety of the investment as priorities. As your Treasurer, I keep a watchful eye to ensure that the "return of our principal" takes precedence over the "return on our principal." {GC 2256.023}


The following sections contain the summary statement of each pooled fund group that states the beginning market value and the ending market value, along with the total accrued interest. For Local Investment Pools and Certificates of Deposit, the market value and the book value approximate the same value. The Tom Green County Investment Officer has no control or authority in the decisions of said Investment Pools regarding how the investments are diversified. Wells Fargo and Texas State bank follow the directive that all certificates of deposit shall be at a federally insured depository institution, and the total amount of the principal and accrued interest is insured by the United States.

Furthermore, The Investment Pools comply with GC 2256.016 and specifically to the reporting requirements of sections(c) (1) and (2). The Certificates of Deposit comply with GC 2256.010


As a matter of internal accounting procedure, any interest earned by financial institutions post that to our accounts on the last business day of the month may not be included in the combined statement of receipts and disbursements until the following month. These amounts are disclosed in this report.

Therefore, Dianna Spieker, County Treasurer of Tom Green County, Texas, who is fully sworn, upon oath, says that the within and foregoing report is true and correct to the best of her knowledge.

I filed with accompanying vouchers this, the 25th day of October 2022.



Dianna Spieker, Treasurer, Tom Green County / Date


Commissioners' Court, having reviewed the Investment Quarterly Report as presented, hereby approve the report and request that it be filed with the official minutes of this meeting. In addition, the below signatures affirm that the Investment Report complies with the statutes as referenced. {GC 2256.023} and the affidavit states the ending quarterly balance of investments that are in the custody of the county treasurer equals: **\$49,759,889.97**.


County Judge Stephen C. Floyd


Commissioner Ralph Hoelscher- Pct. #1


Commissioner Sammy Farmer- Pct. #2


Commissioner Rick Bacon - Pct. #3


Commissioner Bill Ford - Pct. #4

Investment Quarterly Report

*Prepared by Dianna Spieker, Tom Green County Treasurer
And Investment Officer*

Table of Contents

Internal Management and Investment Strategy Disclosure	
Trial Balance for Investments By Fund	Page <u>2</u>
Investment Pools - Beginning and Ending Market/Book Value and Portfolio Diversification	Page <u>3</u>
Interest Booked for Investments	Page <u>5</u>
Investments Held and Interest Accrued	Page <u>6</u>

Investment Pools GC 2256.023 (b) (4)

Daily Liquidity Pools include Texas Class, Texpool, and Texpool Prime. Funds can be deposited and withdrawn daily

Certificates of Deposits (CD's) Investments GC 2256.023 (b) (5)(6)

CDs are held by Texas State Bank and/or Wells Fargo.

Funds are not immediately available – the best practice is to wait until maturity. If needed, investments can be sold to access the funds

Securities Investments GC 2256.023 (b) (5)

At this time, Tom Green County has no investments in this category.

Funds are not immediately available – the best practice is to wait until maturity. If needed, investments can be sold to access the funds

Trollinger Estate Investments is not subject to GC 2256

The Estate of Sally Hunter Trollinger Filed 12/27/2000
County Court Cause No. OOP542

County Clerk Records Volume 401 Beginning Page 621

Various oil, gas, and mineral royalty interests were bequeathed to Tom Green County to be used for the Library of Tom Green County. The only working interest is the Yates Field, which is continuing to produce positive cash flow.

These holdings will be held until such time as the Commissioners' Court deems it prudent to divest said holdings.

Internal Management Reports

Government Code Sec. 2256.023. INTERNAL MANAGEMENT REPORTS. (a) Not less than quarterly, the investment officer shall prepare and submit to the governing body of the entity a written report of investment transactions for all funds covered by this chapter for the preceding reporting period.

(b) The report must:

- (1) describe in detail the investment position of the entity on the date of the report;
- (2) be prepared jointly by all investment officers of the entity;
- (3) be signed by each investment officer of the entity;
- (4) contain a summary statement of each pooled fund group that states the:
 - (A) beginning market value for the reporting period;
 - (B) ending market value for the period; and
 - (C) fully accrued interest for the reporting period;
- (5) state the book value and market value of each separately invested asset at the end of the reporting period by the type of asset and fund type invested;
- (6) state the maturity date of each separately invested asset that has a maturity date;
- (7) state the account or fund or pooled group fund in the state agency or local government for which each individual investment was acquired; and
- (8) state the compliance of the investment portfolio of the state agency or local government as it relates to:
 - (A) the investment strategy expressed in the agency's or local government's investment policy; and
 - (B) relevant provisions of this chapter.

(c) The report shall be presented not less than quarterly to the governing body and the chief executive officer of the entity within a reasonable time after the end of the period.

(d) If an entity invests in other than money market mutual funds, investment pools, or accounts offered by its depository bank in the form of certificates of deposit, or money market accounts or similar accounts, the reports prepared by the investment officers under this section shall be formally reviewed at least annually by an independent auditor, and the result of the review shall be reported to the governing body by that auditor.

Statement of Investment Strategy

All investments are in compliance with both the Public Funds Investment Act and the Tom Green County Investment Policy. The investment strategy is passive, which maintains a liquid cash flow and safety of the investment as priorities. As your Treasurer I keep a watchful eye to ensure that the “return of our principal” takes precedent over the “return on our principal”. {GC 2256.023}

TOM GREEN COUNTY



ACCOUNT SUMMARY TRIAL BALANCE FOR FY22/JUL TO EOY

FUND 0001

July 22

Investments

Sept 22

ACCOUNT NAME	BEG. BALANCE	ORG	DEBITS	CREDITS	NET CHANGE	END BALANCE
0001 11513 CERTIFICATE OF DEPOSITS	3,436,125.01	0001	9,006.58	743,367.37	-734,360.79	2,701,764.22
0001 11513 WELLS CERTIFICATE OF DEPOSITS	6,911,000.00	0001	2,475,000.00	994,000.00	1,481,000.00	8,392,000.00
0001 11515 TEXAS CLASS	21,117,349.64	0001	232,950.33	9,220,603.01	-8,987,652.68	12,129,696.96
0001 11517 TEXPOOL INVESTMENTS	2,257,696.01	0001	15,151.49	.00	15,151.49	2,272,847.50
0001 11518 TEXPOOL PRIME INVESTMENTS	5,268,336.90	0001	53,978.77	.00	53,978.77	5,322,315.67
TOTALS FOR FUND 0001						
GENERAL FUND	38,990,507.56		2,786,087.17	10,957,970.38	-8,171,883.21	30,818,624.35
0078 BAIL BOND COLLATERAL						
0078 11513 CERTIFICATE OF DEPOSITS	460,000.00	0078	.00	50,000.00	-50,000.00	410,000.00
0078 11515 JENKI TEXAS CLASS	20,032.81	0078	60.17	20,019.06	-19,958.89	73.92
0078 11515 CLEAR TEXAS CLASS	200,322.13	0078	76,776.13	190.70	76,585.43	276,907.56
0078 11515 QUICK TEXAS CLASS	27,044.16	0078	201.81	25.76	176.05	27,220.21
TOTALS FOR FUND 0078						
BAIL BOND COLLATERAL	707,399.10		77,038.11	70,235.52	6,802.59	714,201.69
0699 BLOCK GRANTS						
0699 11515 21011 TEXAS CLASS	15,825,701.81	0699	.00	599,073.35	-599,073.35	15,226,628.46
0699 11518 21011 TEXPOOL PRIME INVESTMENTS	3,000,435.47	0699	.00	.00	.00	3,000,435.47
TOTALS FOR FUND 0699						
BLOCK GRANTS	18,826,137.28		.00	599,073.35	-599,073.35	18,227,063.93
REPORT TOTALS	58,524,043.94		2,863,125.28	11,627,279.25	-8,764,153.97	49,759,889.97

** END OF REPORT - Generated by DIANNA SPIEKER **

Tom Green County Investment Report

Fiscal Year	Sep-21	Oct-21	Nov-21	Dec-21	Jan-22	Feb-22	Mar-22	Apr-22	May-22
Beginning and Ending Market Value/Book Value - Tom Green County									
Texas Class	\$ 21,315,722.89	\$ 18,316,438.22	\$ 18,317,249.57	\$ 18,318,326.73	\$ 21,415,935.66	\$ 31,322,843.48	\$ 34,330,885.02	\$ 34,344,205.55	\$ 30,366,449.95
Texpool	\$ 5,252,005.57	\$ 5,252,168.85	\$ 5,252,168.85	\$ 5,252,332.86	\$ 5,252,662.58	\$ 5,252,917.23	\$ 5,253,602.69	\$ 5,254,916.48	\$ 5,257,696.01
Texpool Prime	\$ 8,255,231.08	\$ 8,256,111.22	\$ 8,256,111.22	\$ 8,256,131.66	\$ 8,257,428.94	\$ 8,258,149.21	\$ 8,260,054.30	\$ 8,263,070.39	\$ 8,268,772.37
Portfolio Diversification Texas Class									
Information Provided by Texas Class									
Certificates of Deposit Bank Deposits	1.01%	1.10%	1.04%	1.01%	0.75%	1.01%	1.23%	0.82%	0.38%
Commercial Paper	85.78%	84.95%	86.65%	78.49%	85.24%	87.28%	86.02%	83.75%	90.52%
Money Market Funds	2.08%	1.58%	1.75%	12.70%	6.60%	4.18%	4.97%	7.95%	0.80%
Repurchase Agreements	8.69%	9.00%	9.26%	7.80%	7.31%	7.53%	7.78%	7.48%	8.30%
Treasuries	2.44%	3.37%	1.30%	0.00%	0.10%	0.00%	0.00%	0.00%	0.00%
Total Percentage of Portfolio	100.00%	100.00%	100.00%	100.00%	100.00%	100.00%	100.00%	100.00%	100.00%
Portfolio Diversification TexPool									
Information Provided by Texpool									
Agencies	17.30%	18.40%	18.50%	17.50%	25.50%	24.60%	35.70%	38.80%	41.20%
Repurchase Agreements	32.50%	30.00%	36.70%	32.20%	29.60%	29.30%	24.20%	21.30%	20.00%
Treasuries	44.20%	45.50%	38.50%	40.40%	39.30%	39.30%	37.10%	27.00%	25.40%
Money Market Funds	6.00%	6.10%	6.30%	9.90%	5.60%	6.80%	3.00%	12.90%	13.40%
Total Percentage of Portfolio	100.00%	100.00%	100.00%	100.00%	100.00%	100.00%	100.00%	100.00%	100.00%
Portfolio Diversification TexPool PRIME									
Information Provided by Texpool Prime									
Commercial Paper	61.10%	70.10%	70.60%	61.30%	77.50%	75.40%	75.50%	73.60%	69.10%
Repurchase Agreements	18.90%	14.40%	15.80%	12.70%	3.80%	2.50%	3.50%	3.40%	4.30%
Variable Rate Notes	2.30%	1.20%	2.60%	2.40%	3.00%	8.10%	12.60%	14.50%	17.70%
Money Market Funds	9.60%	10.00%	9.60%	15.20%	8.50%	7.30%	7.40%	7.50%	7.80%
Government	8.10%	4.30%	1.40%	8.40%	7.20%	6.70%	1.00%	1.00%	1.10%
Total Percentage of Portfolio	100.00%	100.00%	100.00%	100.00%	100.00%	100.00%	100.00%	100.00%	100.00%
Texas State Bank Trust -CD's									
Interest Earned	1,064.66	985.89	1,599.94	779.54	803.76	636.88	934.50	1,106.38	2,683.68
Dividend Earned	0.12	0.25	5.38	3.91	2.57	0.19	1.71	11.44	1.79
Trust Fees	(476.41)	(476.47)	(437.28)	(383.49)	(360.70)	(360.74)	(360.77)	(360.82)	(360.89)
Net Earnings	588.37	509.67	1,168.04	399.96	445.63	276.33	575.44	757.00	2,324.58
Texas State Bank Trust -CD's									
Market Value	5,197,818.36	4,770,328.03	4,183,496.07	3,934,896.03	3,935,341.66	3,935,617.99	3,936,193.43	3,936,950.43	3,685,125.01
Difference = Net Earnings (above)	Previous FY	509.67	1,168.04	399.96	445.63	276.33	575.44	757.00	2,324.58
		Redeemed CD	Redeemed CD	Redeemed CD					Redeemed CD
		\$ 249,000.00	\$ 249,000.00	\$ 249,000.00					249,000.00
		\$ 179,000.00	\$ 249,000.00						
			\$ 50,000.00						
Wells Fargo -CD's									
Interest Earned	0.00	0.00	0.00	0.00	0.00	0.00	0.00	0.00	0.00
Dividend Earned	0.00	0.00	0.00	0.00	0.00	0.00	0.00	0.00	0.00
Trust Fees	0.00	0.00	0.00	0.00	0.00	0.00	0.00	0.00	0.00
Net Earnings	0.00	0.00	0.00	0.00	0.00	0.00	0.00	0.00	0.00
Wells Fargo -CD's									
Market Value	0.00	0.00	0.00	0.00	0.00	0.00	0.00	0.00	3,439,414.16
Difference = Net Earnings (above)	Previous FY	0.00	0.00	0.00	0.00	0.00	0.00	0.00	0.00

Fiscal Year	Jun-22	Jul-22	Aug-22	Sep-22
-------------	--------	--------	--------	--------

Beginning and Ending Market Value/Book Value

Texas Class	\$ 36,977,221.05	\$ 32,525,867.25	\$ 28,545,560.18	\$ 27,356,325.42
Texpool	\$ 4,557,815.15	\$ 2,264,190.42	\$ 2,268,349.36	\$ 2,272,847.50
Texpool Prime	\$ 8,269,044.92	\$ 8,288,704.58	\$ 8,304,913.94	\$ 8,322,751.44

Portfolio Diversification Texas Class

Certificates of Deposit Bank Deposits	0.29%	0.41%	0.90%	0.44%
Commercial Paper	90.66%	84.98%	82.27%	85.51%
Money Market Funds	1.75%	5.50%	7.32%	4.20%
Repurchase Agreements	7.30%	9.11%	9.51%	9.85%
Treasuries	0.00%	0.00%	0.00%	0.00%
Total Percentage of Portfolio	100.00%	100.00%	100.00%	100.00%

Portfolio Diversification TexPool

Agencies	41.50%	46.80%	43.20%	40.80%
Repurchase Agreements	27.50%	30.30%	34.80%	35.00%
Treasuries	22.90%	17.60%	15.30%	17.50%
Money Market Funds	8.10%	8.40%	6.70%	6.70%
	100.00%	103.10%	100.00%	100.00%

Portfolio Diversification TexPool PRIME

Commercial Paper	58.60%	64.30%	65.50%	56.10%
Repurchase Agreements	16.90%	5.10%	22.30%	29.20%
Variable Rate Notes	15.60%	0.00%	8.20%	8.80%
Money Market Funds	7.80%	0.00%	2.90%	3.70%
Government	1.10%	30.70%	1.10%	2.30%
	100.00%	100.10%	100.00%	100.10%

Texas State Bank Trust -CD's

Interest Earned	2,305.57	1,758.96	2,677.05	2,153.79
Dividend Earned	4.84	30.57	6.24	69.56
Trust Fees	(337.80)	(315.16)	(315.29)	(399.12)
Net Earnings	1,972.61	1,474.37	2,368.00	1,824.23

Texas State Bank Trust -CD's

Market Value	3,438,097.62	3,439,571.99	3,192,939.99	2,701,764.22
Difference = Net Earnings (above)	1,972.61	1,474.37	2,368.00	1,824.23
Redeemed CD	249,000.00		249,000.00	
				\$ 44,000.00
				\$ 200,000.00
				\$ 249,000.00

Wells Fargo -CD's

Interest Earned	454.68	1,207.47	3,158.54	0.00
Dividend Earned	0.00	0.00	0.00	0.00
Trust Fees	0.00	0.00	0.00	0.00
Net Earnings	454.68	1,207.47	3,158.54	0.00

Wells Fargo -CD's

Market Value	6,877,429.81	9,338,250.15	9,341,111.25	8,311,016.64
Difference = Net Earnings (above)	454.68	1,207.47	3,158.54	6,509.44

TOM GREEN COUNTY



ACCOUNT SUMMARY TRIAL BALANCE FOR FY22/JUL TO EOY
 FUND 0001

Interest Booked

ACCOUNT ACCOUNT NAME	BEG. BALANCE	ORG	DEBITS	CREDITS	NET CHANGE	END BALANCE
00013700 43703 CERTIFICATE OF DEPOSIT INTERES	-10,012.49	00013700	.00	19,882.03	-19,882.03	-29,894.52
00013700 43705 TEXAS CLASS INTEREST	-50,311.36	00013700	.00	204,375.97	-204,375.97	-254,687.33
00013700 43707 TEXPOOL INTEREST	-5,690.44	00013700	.00	15,151.49	-15,151.49	-20,841.93
00013700 43708 TEXPOOL PRIME INTEREST	-13,541.29	00013700	.00	53,978.77	-53,978.77	-67,520.06
TOTALS FOR FUND 0001						
GENERAL FUND	-79,555.58		.00	293,388.26	-293,388.26	-372,943.84
0006 ROAD & BRIDGE PRECINCT 2 & 4 00063700 43712 MINERAL INTEREST	-300.01	00063700	.00	.00	.00	-300.01
TOTALS FOR FUND 0006						
ROAD & BRIDGE PRECINCT 2 & 4	-300.01		.00	.00	.00	-300.01
0120 2018 COB CAPITAL PROJECTS 01203700 43705 TEXAS CLASS INTEREST	-415.70	01203700	.00	.00	.00	-415.70
TOTALS FOR FUND 0120						
2018 COB CAPITAL PROJECTS	-415.70		.00	.00	.00	-415.70
REPORT TOTALS	-80,271.29		.00	293,388.26	-293,388.26	-373,659.55

** END OF REPORT - Generated by DIANNA SPIEKER **

5

Texas State Bank and Wells Fargo Bank

Certificates of Deposits (CD's) Investments GC 2256.023

The Excel Spreadsheet includes the CD Name, Rate, Maturity Date, Cost and Market Value for each individual CD purchased. GC 2256.023 (b) (5) (6)

All CD's are purchased utilizing Fund 0001 – General Fund. GC 2256.023 (b) (7)

YEAR	Broker	Bank	FUND	Maturity Date	FDIC Cert	Holding bank	\$	3,185,000.00	CUSIP	Settlement date	Yield	Price	Interest - Purchase
FY22	Trust	Texas State	1-General	10/27/22	9396	Valley National Bank - NJ	\$	249,000.00	CDX74343N	10/27/20	0.30	100.00	Zero
FY22	Trust	Texas State	1-General	10/28/22	90211	Hingham Inst SVGS - MA	\$	249,000.00	CDE49208B	10/28/20	0.25	100.00	Zero
FY22	Trust	Texas State	1-General	11/05/22	34888	Parker Bank - NJ	\$	47,000.00	CDR62916H	11/05/20	0.35	100.00	Zero
FY23	Trust	Texas State	1-General	01/30/23	60269	Green State CU -IA	\$	249,000.00	CDE66557V	01/31/22	0.57	100.00	Zero
FY23	Trust	Texas State	1-General	03/08/23	20624	Byline Bank - IL	\$	249,000.00	CD2L4102F	03/08/21	0.19	100.00	Zero
FY23	Trust	Texas State	1-General	03/08/23	57071	Georgia Banking Co - GA	\$	249,000.00	CDA67995D	03/08/21	0.25	100.00	Zero
FY23	Trust	Texas State	1-General	03/29/23	4256	First National Bank Damar -ME	\$	249,000.00	CDA36834T	03/30/22	0.98	100.00	Zero
FY23	Trust	Texas State	1-General	04/09/23	17431	Stone Bank - AR	\$	249,000.00	CDT27330K	04/09/21	0.21	100.00	Zero
FY24	Trust	Texas State	1-General	03/03/24	25093	Habib American Bank - NY	\$	155,000.00	CDD90454V	03/04/22	1.36	100.00	Zero
FY24	Trust	Texas State	1-General	03/31/24	33492	Crescent Bk & Trust - LA	\$	249,000.00	CD5R1958H	03/31/22	2.05	100.00	Zero
FY24	Trust	Texas State	1-General	03/31/24	57512	Western Alliance BK - AZ	\$	249,000.00	CD0E7407N	03/31/22	2.00	100.00	Zero
FY24	Trust	Texas State	1-General	04/07/24	1435	Exchange Bank - NE	\$	249,000.00	CDCV8192K	04/08/22	1.97	100.00	Zero

Matured

FY22	Trust	Texas State	1-General	09/08/22	58457	Tristate Capital Bank - NJ	\$	44,000.00	CDV76207Q	09/08/20	0.35	100.00	Zero
FY22	Trust	Texas State	1-General	09/14/22	58457	Tristate Capital Bank - PA	\$	200,000.00	CDV76558C	09/14/20	0.35	100.00	Zero
FY22	Trust	Texas State	1-General	09/23/22	34589	Atlantic Union Bank-VA	\$	249,000.00	CD0T1196H	09/23/20	0.25	100.00	Zero

YEAR	Broker	Bank	FUND	Maturity Date	FDIC Cert	Holding bank	\$	8,641,000.00	CUSIP	Settlement date	Yield	Purchase Price	Price	Interest - Purchase	Coupon Pays
FY23	Hilltop	Wells Fargo	1-General	10/03/22	57368	BANKWELL BANK	\$	248,000.00	06654BDM0	07/01/22	1.80	\$ 248,000.00	100.00	Zero	IAM
FY23	Hilltop	Wells Fargo	1-General	10/12/22	8056	MERCHANTS BNK OF INDIANA	\$	248,000.00	588493NG7	07/12/22	2.00	\$ 248,000.00	100.00	Zero	IAM
FY23	Hilltop	Wells Fargo	1-General	10/21/22	11785	Caldwell Bk & Trust Co	\$	248,000.00	128829AK4	06/22/22	1.30	\$ 248,000.00	100.00	Zero	IAM
FY23	Hilltop	Wells Fargo	1-General	10/24/22	57777	MERIDIAN BANK	\$	248,000.00	58958PJ54	07/22/22	1.75	\$ 248,000.00	100.00	Zero	IAM
FY23	Hilltop	Wells Fargo	1-General	10/24/22	57857	Timberland Bank	\$	248,000.00	887135BV2	06/24/22	1.60	\$ 248,000.00	100.00	Zero	IAM
FY23	Hilltop	Wells Fargo	1-General	10/28/22	16249	DEVON BANK/CHICAGO IL	\$	249,000.00	251795BB5	06/28/22	2.00	\$ 249,000.00	100.00	Zero	12
FY23	Hilltop	Wells Fargo	1-General	11/22/22	58648	Crossfirst Bank	\$	248,000.00	22766AGV1	06/22/22	1.45	\$ 248,000.00	100.00	Zero	IAM
FY23	Hilltop	Wells Fargo	1-General	12/19/22	57957	Citizens Bank NA/RI	\$	247,000.00	75524KNV2	06/22/22	1.90	\$ 247,000.00	100.00	Zero	IAM
FY23	Hilltop	Wells Fargo	1-General	12/23/22	6672	Fifth Third Bank	\$	247,000.00	316777XS5	06/23/22	1.80	\$ 247,000.00	100.00	Zero	IAM
FY23	Hilltop	Wells Fargo	1-General	12/23/22	14769	DMB Community Bank	\$	249,000.00	23322GXW2	06/23/22	1.75	\$ 249,000.00	100.00	Zero	IAM
FY23	Hilltop	Wells Fargo	1-General	12/27/22	28533	First Bank of Richmond	\$	247,000.00	319267JT8	06/24/22	1.75	\$ 247,000.00	100.00	Zero	IAM
FY23	Hilltop	Wells Fargo	1-General	12/28/22	3890	Simmons Bank/Pine Bluff	\$	249,000.00	82869ABN4	06/28/22	2.00	\$ 249,000.00	100.00	Zero	IAM
FY23	Hilltop	Wells Fargo	1-General	02/21/23	24045	Pacific Western Bank	\$	247,000.00	69506YSV2	05/18/22	1.55	\$ 247,000.00	100.00	Zero	IAM
FY23	Hilltop	Wells Fargo	1-General	03/24/23	16571	BMO HARRIS BANK NA	\$	245,000.00	05600XGL8	06/24/22	2.30	\$ 245,000.00	100.00	Zero	IAM
FY23	Hilltop	Wells Fargo	1-General	03/24/23	58410	CROSS RIVER BANK	\$	245,000.00	227563BR3	06/24/22	2.30	\$ 245,000.00	100.00	Zero	IAM
FY23	Hilltop	Wells Fargo	1-General	03/29/23	20234	CITY NATIONAL BANK OF FL	\$	245,000.00	17801DEV4	06/29/22	2.20	\$ 245,000.00	100.00	Zero	IAM
FY23	Hilltop	Wells Fargo	1-General	04/13/23	12855	Farmers State Bank IA	\$	246,000.00	31034RGQ2	05/13/22	1.55	\$ 246,000.00	100.00	Zero	6,12
FY23	Hilltop	Wells Fargo	1-General	04/20/23	5486	FIRSTBANK OF NEBRASKA	\$	249,000.00	33767NAG8	07/20/22	2.25	\$ 249,000.00	100.00	Zero	12
FY23	Hilltop	Wells Fargo	1-General	04/21/23	57825	TRUXTON TRUST CO	\$	249,000.00	89846HAX1	07/21/22	2.30	\$ 249,000.00	100.00	Zero	12
FY23	Hilltop	Wells Fargo	1-General	05/18/23	4865	Sandy Spring Bank	\$	245,000.00	800364EB3	05/18/22	2.00	\$ 245,000.00	100.00	Zero	IAM
FY23	Hilltop	Wells Fargo	1-General	05/25/23	1678	Plains Commerce Bank	\$	245,000.00	72651LDA9	05/25/22	1.95	\$ 245,000.00	100.00	Zero	IAM
FY23	Hilltop	Wells Fargo	1-General	05/25/23	58979	Bank United NA	\$	244,000.00	066519SN0	05/22/22	2.10	\$ 244,000.00	100.00	Zero	IAM
FY23	Hilltop	Wells Fargo	1-General	05/26/23	32992	Morgan Stanley Bank NA	\$	244,000.00	61690UJ76	05/26/22	2.05	\$ 244,000.00	100.00	Zero	IAM
FY23	Hilltop	Wells Fargo	1-General	07/13/23	57203	BARCLAYS BANK/DELAWARE	\$	243,000.00	06740KQU4	07/13/22	2.70	\$ 243,000.00	100.00	Zero	IAM
FY23	Hilltop	Wells Fargo	1-General	07/13/23	57565	UBS BANK USA	\$	249,000.00	90348J4H0	07/13/22	2.80	\$ 249,000.00	100.00	Zero	12
FY23	Hilltop	Wells Fargo	1-General	07/14/23	16068	APPLE BANK FOR SAVINGS	\$	243,000.00	03784JTH7	07/15/22	2.70	\$ 243,000.00	100.00	Zero	IAM
FY23	Hilltop	Wells Fargo	1-General	08/23/23	32574	Beal Bank TX	\$	247,000.00	07371AY56	05/25/22	2.00	\$ 247,000.00	100.00	Zero	6,12
FY23	Hilltop	Wells Fargo	1-General	08/28/23	35583	Pinnacle Bank TN	\$	249,000.00	723455KV2	05/27/22	2.15	\$ 249,000.00	100.00	Zero	Monthly
FY24	Hilltop	Wells Fargo	1-General	11/06/23	27471	American Express NATL BK BROK	\$	247,000.00	02589ACG5	05/04/22	2.10	\$ 247,000.00	100.00	Zero	6,12
FY24	Hilltop	Wells Fargo	1-General	11/06/23	57803	ALLY Bank	\$	247,000.00	02007GQK2	05/05/22	2.00	\$ 247,000.00	100.00	Zero	6,12
FY24	Hilltop	Wells Fargo	1-General	11/13/23	33124	Goldman Sachs BK USA	\$	247,000.00	38149M6U2	05/11/22	2.10	\$ 247,000.00	100.00	Zero	6,12
FY24	Hilltop	Wells Fargo	1-General	11/20/23	28359	OceanFirst Bank NA	\$	247,000.00	67523TAS2	05/20/22	2.25	\$ 247,000.00	100.00	Zero	6,12
FY24	Hilltop	Wells Fargo	1-General	11/22/23	5649	Discover Bank	\$	247,000.00	256473E28	05/24/22	2.30	\$ 247,000.00	100.00	Zero	6,12
FY24	Hilltop	Wells Fargo	1-General	11/27/23	34221	Morgan Stanley PVT Bank	\$	246,000.00	61768EJT1	05/26/22	2.40	\$ 246,000.00	100.00	Zero	IAM
Matured															
FY22	Hilltop	Wells Fargo	1-General	09/12/22	34294	CFG Community Bank	\$	249,000.00	12527CEV0	07/12/22	1.75	\$ 249,000.00	100.00	Zero	IAM
FY22	Hilltop	Wells Fargo	1-General	09/23/22	873	SYNOVUS BANK GA	\$	249,000.00	87164DTPS	07/22/22	1.50	\$ 249,000.00	100.00	Zero	IAM
FY22	Hilltop	Wells Fargo	1-General	09/27/22	17943	LIBERTY BK/MIDDLETOWN CT	\$	248,000.00	53021LAK3	06/27/22	1.80	\$ 248,000.00	100.00	Zero	IAM
FY22	Hilltop	Wells Fargo	1-General	09/27/22	34953	NORTHPOINTE BANK	\$	248,000.00	666613SDS	06/27/22	2.00	\$ 248,000.00	100.00	Zero	IAM

ACCOUNT DETAIL HISTORY FOR 2022 10 TO 2022 13

ORG YR/PR	OBJECT JNL	PROJ EFF DATE	SRC REF1	REF2	REF3	CHECK #	OB	AMOUNT	NET LEDGER BALANCE	
00013700	43703		CERTIFICATE OF DEPOSIT INTERES							
22/10	359	07/03/22	CRP	036	102886			-4.84	-4.84	
22/10	359	07/03/22	CRP	036	102886			-207.46	-212.30	
22/10	359	07/03/22	CRP	036	102886			-52.87	-265.17	
22/10	359	07/03/22	CRP	036	102886			-416.61	-681.78	
22/10	359	07/03/22	CRP	036	102886			-175.03	-856.81	
22/10	359	07/03/22	CRP	036	102886			-51.37	-908.18	
22/10	359	07/03/22	CRP	036	102886			-120.54	-1,028.72	
22/10	359	07/03/22	CRP	036	102886			-13.97	-1,042.69	
22/10	359	07/03/22	CRP	036	102886			-42.30	-1,084.99	
22/10	359	07/03/22	CRP	036	102886			-35.47	-1,120.46	
22/10	359	07/03/22	CRP	036	102886			-44.41	-1,164.87	
22/10	359	07/03/22	CRP	036	102886			-13.08	-1,177.95	
22/10	359	07/03/22	CRP	036	102886			-59.45	-1,237.40	
22/10	359	07/03/22	CRP	036	102886			-63.45	-1,300.85	
22/10	359	07/03/22	CRP	036	102886			-422.96	-1,723.81	
22/10	359	07/03/22	CRP	036	102886			-52.86	-1,776.67	
22/10	359	07/03/22	CRP	036	102886			-74.02	-1,850.69	
22/10	359	07/03/22	CRP	036	102886			-40.18	-1,890.87	
22/10	359	07/03/22	CRP	036	102886			-419.54	-2,310.41	
22/10	659	07/29/22	CRP	036	103213			-409.31	-2,719.72	
22/10	663	07/26/22	CRP	036	103151	82869ABN4		-358.15	-3,077.87	
22/10	664	07/28/22	CRP	036	103189	23322GXW2		-440.01	-3,517.88	
22/11	250	08/02/22	CRP	036	103250	72345SKV2		-409.31	-3,927.19	
22/11	431	08/14/22	CRP	036	103403	251795BB5		-30.57	-3,957.76	
22/11	431	08/14/22	CRP	036	103403			-200.77	-4,158.53	
22/11	431	08/14/22	CRP	036	103403			-51.17	-4,209.70	
22/11	431	08/14/22	CRP	036	103403			-403.18	-4,612.88	
22/11	431	08/14/22	CRP	036	103403			-175.02	-4,787.90	
22/11	431	08/14/22	CRP	036	103403			-53.08	-4,840.98	
22/11	431	08/14/22	CRP	036	103403			-116.65	-4,957.63	
22/11	431	08/14/22	CRP	036	103403			-13.52	-4,971.15	
22/11	431	08/14/22	CRP	036	103403			-42.98	-5,014.13	
22/11	431	08/14/22	CRP	036	103403			-12.66	-5,026.79	
22/11	431	08/14/22	CRP	036	103403			-57.53	-5,084.32	
22/11	431	08/14/22	CRP	036	103403			-61.40	-5,145.72	
22/11	431	08/14/22	CRP	036	103403			-409.32	-5,555.04	
22/11	431	08/14/22	CRP	036	103403			-51.17	-5,606.21	
22/11	431	08/14/22	CRP	036	103403			-71.63	-5,677.84	
22/11	431	08/14/22	CRP	036	103403			-38.88	-5,716.72	
22/11	555	08/16/22	CRP	036	103524	90348J4H0		-592.14	-6,308.86	
22/11	846	08/23/22	CRP	036	103632	89846HAX1		-486.40	-6,795.26	
22/11	893	08/24/22	CRP	036	103662	23322GXW2		-370.09	-7,165.35	
22/11	1010	08/30/22	CRP	036	103754	72345SKV2		-454.68	-7,620.03	
22/11	1010	08/30/22	CRP	036	103755	82869ABN4		-422.96	-8,042.99	
22/11	1012	08/31/22	CRP	036	103777	251795BB5		-422.96	-8,465.95	
22/12	330	09/13/22	CRP	036	104006	12527CEV0		-740.18	-9,206.13	
22/12	338	09/10/22	CRP	036	103988			-6.24	-9,212.37	
22/12	338	09/10/22	CRP	036	103988			-207.46	-9,419.83	
22/12	338	09/10/22	CRP	036	103988			-52.88	-9,472.71	
22/12	338	09/10/22	CRP	036	103988			-416.61	-9,889.32	
22/12	338	09/10/22	CRP	036	103988			-175.02	-10,064.34	

See page 11

See page 12

See page 13

ACCOUNT DETAIL HISTORY FOR 2022 10 TO 2022 13

ORG	OBJECT	PROJ	SRC	REF1	REF2	REF3	CHECK #	OB	AMOUNT	NET LEDGER BALANCE
22/12	338	09/10/22	CRP	036	103988				-53.08	-10,117.42
22/12	338	09/10/22	CRP	036	103988				-120.54	-10,237.96
22/12	338	09/10/22	CRP	036	103988				-13.97	-10,251.93
22/12	338	09/10/22	CRP	036	103988				-44.41	-10,296.34
22/12	338	09/10/22	CRP	036	103988				-13.08	-10,309.42
22/12	338	09/10/22	CRP	036	103988				-59.44	-10,368.86
22/12	338	09/10/22	CRP	036	103988				-63.45	-10,432.31
22/12	338	09/10/22	CRP	036	103988				-422.96	-10,855.27
22/12	338	09/10/22	CRP	036	103988				-52.87	-10,908.14
22/12	338	09/10/22	CRP	036	103988				-74.02	-10,982.16
22/12	338	09/10/22	CRP	036	103988				-40.19	-11,022.35
22/12	338	09/10/22	CRP	036	103988				-433.54	-11,455.89
22/12	338	09/10/22	CRP	036	103988				-433.53	-11,889.42
22/12	384	09/14/22	CRP	036	104030	90348J4H0			-592.14	-12,481.56
22/12	560	09/22/22	CRP	036	104200	89846HAX1			-486.40	-12,967.96
22/12	632	09/26/22	CRP	036	104245	23322GXW2			-370.09	-13,338.05
22/12	632	09/26/22	CRP	036	104246	87164DTP5			-644.67	-13,982.72
22/12	763	09/29/22	CRP	036	104320	251795BB5			-422.96	-14,405.68
22/12	763	09/29/22	CRP	036	104321	82869ABN4			-422.96	-14,828.64
22/12	764	09/28/22	CRP	036	104293	72345SKV2			-454.68	-15,283.32
22/12	764	09/28/22	CRP	036	104294	53021LAK3			-1,125.17	-16,408.49
22/12	764	09/28/22	CRP	036	104295	666613KD5			-1,250.19	-17,658.68
22/13	45	09/30/22	GNI	100222	JNL 1 392	A/R;A/P			-69.56	-17,728.24
22/13	45	09/30/22	GNI	100222	JNL 1 392	A/R;A/P			-207.46	-17,935.70
22/13	45	09/30/22	GNI	100222	JNL 1 392	A/R;A/P			-52.87	-17,988.57
22/13	45	09/30/22	GNI	100222	JNL 1 392	A/R;A/P			-416.61	-18,405.18
22/13	45	09/30/22	GNI	100222	JNL 1 392	A/R;A/P			-175.02	-18,580.20
22/13	45	09/30/22	GNI	100222	JNL 1 392	A/R;A/P			-51.37	-18,631.57
22/13	45	09/30/22	GNI	100222	JNL 1 392	A/R;A/P			-120.54	-18,752.11
22/13	45	09/30/22	GNI	100222	JNL 1 392	A/R;A/P			-13.97	-18,766.08
22/13	45	09/30/22	GNI	100222	JNL 1 392	A/R;A/P			-44.41	-18,810.49
22/13	45	09/30/22	GNI	100222	JNL 1 392	A/R;A/P			-13.08	-18,823.57
22/13	45	09/30/22	GNI	100222	JNL 1 392	A/R;A/P			-59.45	-18,883.02
22/13	45	09/30/22	GNI	100222	JNL 1 392	A/R;A/P			-63.45	-18,946.47
22/13	45	09/30/22	GNI	100222	JNL 1 392	A/R;A/P			-422.96	-19,369.43
22/13	45	09/30/22	GNI	100222	JNL 1 392	A/R;A/P			-52.87	-19,422.30
22/13	45	09/30/22	GNI	100222	JNL 1 392	A/R;A/P			-40.18	-19,462.48
22/13	45	09/30/22	GNI	100222	JNL 1 392	A/R;A/P			-419.55	-19,882.03

See page 13

LEDGER BALANCES --- DEBITS:	.00	CREDITS:	-19,882.03	NET:	-19,882.03
GRAND TOTAL --- DEBITS:	.00	CREDITS:	-19,882.03	NET:	-19,882.03

89 Records printed

** END OF REPORT - Generated by DIANNA SPIEKER **

07/03/2022 10:41 | TOM GREEN COUNTY
 lisa7487 | BATCH 79743 PAYMENTS PROOF

| P 1
 | arbilinq

CLERK: lisa7487 BATCH NUMBER: 79743
 BATCH PROCESSING DATE: 07/03/2022

RECEIPT LINE	YEAR CHARGE	BILL DESCRIPTION	TYPE CATEGORY	PRIN PAID	CUST #	NAME INT PAID	PROPERTY ID INT HELD	TOTAL AMOUNT
102886	2022	102886	MS	Misc Cash Receipts	29	INTEREST	JUN22; TX STATE BANK	1,972.61
1	CD	CD 11513		1,972.61		0.00	0.00	
REVENUE:								
	00010090	70444		-337.80		DESC: MAY22; TX BANK SRV CHR		
	00013700	43703		4.84		DESC: JUN22; TX BANK DIVIDEND		
	00013700	43703		207.46		DESC: FIRST NATIONAL BANK-ME		
	00013700	43703		52.87		DESC: GEORGIA BANKING CO-GA		
	00013700	43703		416.61		DESC: EXCHANGE BANK-NE		
	00013700	43703		175.03		DESC: HABIB AMERICAN BANK-NY		
	00013700	43703		51.37		DESC: HINGHAM INST SVGS-MA		
	00013700	43703		120.54		DESC: GREEN STATE CU-IA		
	00013700	43703		13.97		DESC: PARKE BANK-NJ		
	00013700	43703		42.30		DESC: POPPY BANK-CA		
	00013700	43703		35.47		DESC: POPPY BANK-CA		
	00013700	43703		44.41		DESC: STONE BANK-AR		
	00013700	43703		13.08		DESC: TRISTATE CAPITAL BANK-NJ		
	00013700	43703		59.45		DESC: TRISTATE CAPITAL BANK-PA		
	00013700	43703		63.45		DESC: VALLEY NATIONAL BANK-NJ		
	00013700	43703		422.96		DESC: WESTERN ALLIANCE BK-AZ		
	00013700	43703		52.86		DESC: ATLANTIC UNION BANK-VA		
	00013700	43703		74.02		DESC: BMW BANK NORTH AMER-UT		
	00013700	43703		40.18		DESC: BYLINE BANK-IL		
	00013700	43703		419.54		DESC: CRESCENT BK & TRUST-LA		
CASH:								
	0001	11513		1,972.61		DESC: JUN22; TX STATE BANK		
	1	OTHER		1,972.61			MEMO: INTEREST	

TOTAL RECEIPTS: 1
 TOTAL PAYMENTS: 1,972.61
 TOTAL PRINCIPAL PAID: 1,972.61
 TOTAL INTEREST PAID: 0.00
 TOTAL INTEREST HELD: 0.00

11

08/14/2022 13:06 | TOM GREEN COUNTY
 11sa7487 | BATCH 80165 PAYMENTS PROOF

|P 1
 |arbilinq

CLERK: lisa7487 BATCH NUMBER: 80165
 BATCH PROCESSING DATE: 08/14/2022

RECEIPT LINE	YEAR CHARGE	BILL DESCRIPTION	TYPE CATEGORY	PRIN PAID	CUST #	NAME INT PAID	PROPERTY ID INT HELD	TOTAL AMOUNT
103403	2022	103403	MS	Misc Cash Receipts	29	INTEREST	JUL22; TX STATE BANK	1,474.37
1	CD	CD 11513		1,474.37		0.00	0.00	
REVENUE:								
	00010090	70444		-315.16		DESC: JUN22; TX BANK SRV SHRG		
	00013700	43703		30.57		DESC: JUL22; TX BANK DIVIDEND		
	00013700	43703		200.77		DESC: FIRST NATIONAL BANK-ME		
	00013700	43703		51.17		DESC: GEORGIA BANKING CO-GA		
	00013700	43703		403.18		DESC: EXCHANGE BANK-NE		
	00013700	43703		175.02		DESC: HABIB AMERICAN BANK-NY		
	00013700	43703		53.08		DESC: HINGHAM INST SVGS-MA		
	00013700	43703		116.65		DESC: GREEN STATE CU-IA		
	00013700	43703		13.52		DESC: PARKE BANK-NJ		
	00013700	43703		42.98		DESC: STONE BANK-AR		
	00013700	43703		12.66		DESC: TRISTATE CAPITAL BANK-NJ		
	00013700	43703		57.53		DESC: TRISTATE CAPITAL BANK-PA		
	00013700	43703		61.40		DESC: VALLEY NATIONAL BANK-NJ		
	00013700	43703		409.32		DESC: WESTERN ALLIANCE BK-AZ		
	00013700	43703		51.17		DESC: ATLANTIC UNION BANK-VA		
	00013700	43703		71.63		DESC: BMW BANK NORTH AMER-UT		
	00013700	43703		38.88		DESC: BYLINE BANK-IL		
CASH:								
	0001	11513		1,474.37		DESC: JUL22; TX STATE BANK		
	1	OTHER		1,474.37			MEMO: INTEREST	

TOTAL RECEIPTS: 1
 TOTAL PAYMENTS: 1,474.37
 TOTAL PRINCIPAL PAID: 1,474.37
 TOTAL INTEREST PAID: 0.00
 TOTAL INTEREST HELD: 0.00

09/10/2022 09:25 | TOM GREEN COUNTY
 lisa7487 | BATCH 80680 PAYMENTS PROOF

| P 1
 | arbiling

CLERK: lisa7487 BATCH NUMBER: 80680
 BATCH PROCESSING DATE: 09/10/2022

RECEIPT LINE	YEAR CHARGE	BILL DESCRIPTION	TYPE CATEGORY	PRIN PAID	CUST #	NAME INT PAID	PROPERTY ID INT HELD	TOTAL AMOUNT
103988	2022	103988	MS	Misc Cash Receipts	29	INTEREST	AUG22; TX STATE BANK	2,368.00
1	CD	CD 11513		2,368.00		0.00	0.00	
REVENUE:								
	00010090	70444		-315.29	DESC:	JUL22;TX BANK SRV CHRG		
	00013700	43703		6.24	DESC:	AUG22; TX BANK DIVIDEND		
	00013700	43703		207.46	DESC:	FIRST NATIONAL BANK-ME		
	00013700	43703		52.88	DESC:	GEORGIA BANKING CO-GA		
	00013700	43703		416.61	DESC:	EXCHANGE BANK-NE		
	00013700	43703		175.02	DESC:	HABIB AMERICAN BANK-NY		
	00013700	43703		53.08	DESC:	HINGHAM INST SVGS-MA		
	00013700	43703		120.54	DESC:	GREEN STATE CU-IA		
	00013700	43703		13.97	DESC:	PARKE BANK-NJ		
	00013700	43703		44.41	DESC:	STONE BANK-AR		
	00013700	43703		13.08	DESC:	TRISTATE CAPITAL BANK-NJ		
	00013700	43703		59.44	DESC:	TRISTATE CAPITAL BANK-PA		
	00013700	43703		63.45	DESC:	VALLEY NATIONAL BANK-NJ		
	00013700	43703		422.96	DESC:	WESTERN ALLIANCE BK-AZ		
	00013700	43703		52.87	DESC:	ATLANTIC UNION BANK-VA		
	00013700	43703		74.02	DESC:	BMW BANK NORTH AMER-UT		
	00013700	43703		40.19	DESC:	BYLINE BANK-IL		
	00013700	43703		433.54	DESC:	CRESCENT BK & TRUST-LA		
	00013700	43703		433.53	DESC:	CRESCENT BK & TRUST-LA		
CASH:								
	0001	11513		2,368.00	DESC:	AUG22 TX STATE BANK		
	1	OTHER		2,368.00			MEMO: INTEREST	

TOTAL RECEIPTS: 1
 TOTAL PAYMENTS: 2,368.00
 TOTAL PRINCIPAL PAID: 2,368.00
 TOTAL INTEREST PAID: 0.00
 TOTAL INTEREST HELD: 0.00

Wells Fargo (Oper)

Texas Class (Average Yield)

Interest Earned (Posted)	Interest Rate (Posted)	Interest Variance (Posted)	Fiscal	Interest Earned	Interest Rate	Interest Variance
\$ 1,216.36	0.1600%		Oct-21	\$ 715.33	0.0435%	
\$ 1,014.08	0.1600%	0.0000%	Nov-21	\$ 811.35	0.0539%	0.0104%
\$ 1,308.43	0.1600%	0.0000%	Dec-21	\$ 1,077.16	0.0692%	0.0153%
\$ 1,781.44	0.1600%	0.0000%	Jan-22	\$ 1,775.19	0.0965%	0.0273%
\$ 1,715.04	0.1600%	0.0000%	Feb-22	\$ 2,741.56	0.1229%	0.0264%
\$ 1,503.93	0.1600%	0.0000%	Mar-22	\$ 8,041.54	0.2857%	0.1628%
\$ 1,485.24	0.1600%	0.0000%	Apr-22	\$ 13,320.53	0.4720%	0.1863%
\$ 1,274.74	0.1600%	0.0000%	May-22	\$ 22,244.40	0.8130%	0.3410%
\$ 1,752.71	0.2300%	0.0700%	Jun-22	\$ 34,169.60	1.1577%	0.3447%
\$ 2,618.29	0.4000%	0.1700%	Jul-22	\$ 48,646.20	1.6392%	0.4815%
\$ 2,261.63	0.4000%	0.0000%	Aug-22	\$ 60,712.93	2.2891%	0.6499%
\$ 2,601.30	0.4000%	0.0000%	Sep-22	\$ 60,857.24	2.6788%	0.3897%
\$ 20,533.19	0.2258%		TTD	\$ 255,113.03	0.8101%	

* Wells Fargo Interest is only for the OPER Account - the Munis detail will include all bank accounts

Texpool (Avg NAV Monthly Rate)

Texpool Prime (Avg NAV Mthly Rate)

Interest Earned	Interest Rate	Interest Variance	Fiscal	Interest Earned	Interest Rate	Interest Variance
\$ 157.81	0.0353%		Oct-21	\$ 431.23	0.0615%	
\$ 164.08	0.0381%	0.0028%	Nov-21	\$ 448.91	0.0663%	0.0048%
\$ 167.55	0.0376%	-0.0005%	Dec-21	\$ 633.58	0.0904%	0.0241%
\$ 167.57	0.0376%	0.0000%	Jan-22	\$ 684.14	0.0975%	0.0071%
\$ 254.65	0.0632%	0.0256%	Feb-22	\$ 720.27	0.1137%	0.0162%
\$ 685.46	0.1536%	0.0904%	Mar-22	\$ 1,905.09	0.2716%	0.1579%
\$ 1,313.79	0.3042%	0.1506%	Apr-22	\$ 3,016.09	0.4443%	0.1727%
\$ 2,779.53	0.6228%	0.3186%	May-22	\$ 5,701.98	0.8125%	0.3682%
\$ 3,571.11	0.9996%	0.3768%	Jun-22	\$ 8,176.35	0.9996%	0.1871%
\$ 2,920.30	0.9996%	0.0000%	Jul-22	\$ 11,755.86	0.9994%	-0.0002%
\$ 4,158.94	0.9996%	0.0000%	Aug-22	\$ 16,209.36	0.9994%	0.0000%
\$ 4,498.14	0.9993%	0.0000%	Sep-22	\$ 17,837.20	0.9998%	0.0000%
\$ 20,838.93	0.4409%		TTD	\$ 67,520.06	0.4963%	

14